

TRUCK-MOUNTED CRANES



EDGE LINE
RAISE YOUR GAME



HC 183

Articulated cranes with ultimate precision
and lifting capacity

PERFORM MAINTAIN

Raise your game with HYVA performance



TOP SOLUTIONS

1 TPP

- **Top protection painting** - Top quality cathaphoresis treatment and paint process on all crane components ensures higher value retention and durability.
- Bolts and nuts protected by Geomet® treatment: 890% more resistance against corrosion.

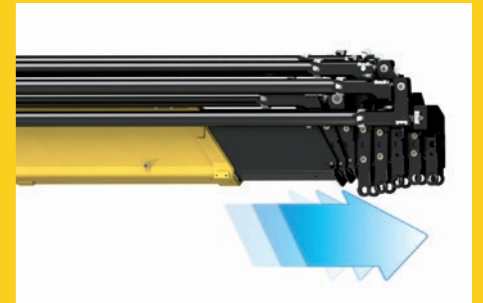
Top quality protection for harsh environment



2 EES

- **Extra Extension Speed** - The market is always demanding more speed along with the highest possible safety. EES is the answer. Through the use of a specially designed counterbalance valve, this system increases the extension speed without affecting the crane's safety.

Save time, precise work, increase efficiency



3 LAS

- **Liftród Articulating System** - Joins forged double linkages on the column and second boom. Its design raises the mechanical advantage of the articulation to provide consistent force through all working angles.

Precision and versatility for all working positions



4 DLD

- **Dynamic Load Diagram** - After the stabilization, operator can select the load to be lifted. Display shows the permitted crane outreach based on the stability and the load selected.

Crane lifting capacity always under control in all stabilizer positions



5 SDS

- **Smooth Descent System** - Uses a special counterbalance valve to reduce boom oscillation, the result for the user is incredible precision in unloading operations.

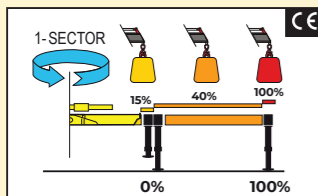
Control and precision of the movement



CRANE CONTROL SYSTEM



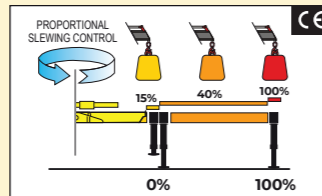
A-CLASS



- N.2 step stabilizer beams
- N.1 sector on slewing
- Mono-area pressure limit



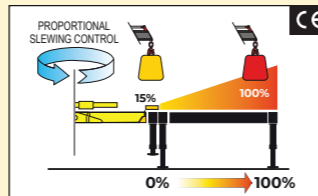
E-CLASS



- N.2 step stabilizer beams
- Proportional slewing control
- Truck side independent



P-CLASS

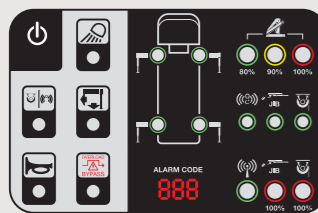


- Proportional stabilizers control
- Proportional slewing control
- Truck side independent

HUMAN MACHINE INTERFACE



BRIGHT LED PANEL



Available for the entire range till 28Tm. Highly user-friendly design, with buttons and LED lights. Dedicated led lights to identify the position of each stabilizer. New 3-digits display has been added to inform the operator about alarms and errors.



INTELLIGENT DISPLAY 4.3"



Up to 6 languages available. Full color new display. Offers more information and data compared to the LED Panel. The graphic design and intuitive menu guide the operator and service technician to all the functionality information, statistics and performances.



SMART TOP MONITOR 7"



Up to 16 languages available into the software. Top choice available for the range. Data statistics and crane management, all included into a 7" TFT monitor giving to the operator a higher level of awareness of the crane.

CRANE CONTROLS



MANUAL CONTROL



Crane with manual sequential controls have levers mounted on both sides of the crane. At each control station, the orientation of the controls can be the same up to down or left to right.



LCD REMOTE CONTROL



Each transmitter is equipped with 8 ergonomic proportional levers (6 for Scanreco mini) to control up to 8 functions of the crane. Using two hands, the operator can move 2-3-4 functions at once. This ensures more speed in loading or unloading operations with high precision.



GRAPHIC REMOTE CONTROL



Top visualization on 3" graphic display on the remote transmitter. Improved crane data visualization and crane control. Top level class of offer in the range.

SMART AND USER-FRIENDLY CONTROLS

Control station distinguished by operator comfort and user-friendly interface derived from dedicated ergonomic and user preference studies

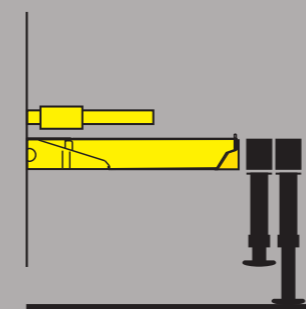


SMART TOP MONITOR 7"
Simple and quick access to all the functions and information

Vertical stabilizers levers
Safe and fast. Excellent supervision of stabilizing operation


TECHNICAL SOLUTIONS TO RAISE RELIABILITY AND SAFETY

New Stability Logic for maximum level of flexibility



- Be free to maximize the use of your crane for all stabilizers' positions.

425° Slewing Angle for quick loading and unloading operation



- The widest slewing angle for medium sized cranes.
- Top efficiency and easy to use.

Electronics mind: guaranteed in all conditions



- All electrical components have IP69K enclosures which offer complete protection against water jet and dust penetration providing higher durability and less down time.

OUR INNOVATIONS ARE CHANGING THE GAME

Solutions that are the result of smart engineering



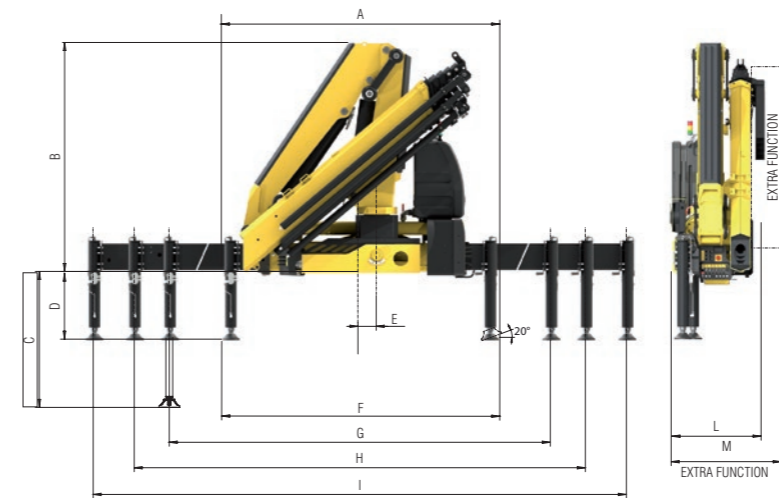
DLD DYNAMIC LOAD DIAGRAM

This system, a first on truck-mounted articulated cranes, optimises stabilisation and makes crane operation safer and more efficient, allows the driver to verify in advance the crane lifting capacity based on the truck stability. A display shows the outreach available for the load selected and the actual boom slewing position.



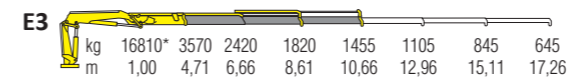
TECHNICAL INFORMATION HC 183 X

Dimensions (mm)



	E2	E3	E4	E5	E6	E3J3
A	2475	2475	2475	2475	2475	2475
B	2330	2330	2330	2330	2330	2615
C	1362	1362	1362	1362	1362	1362
D	670	670	670	670	670	670
E	160	160	160	160	160	160
F	2445	2445	2445	2445	2445	2445
G	4200	4200	4200	4200	4200	4200
H	5400	5400	5400	5400	5400	5400
I	6600	6600	6600	6600	6600	6600
L	825	825	825	905	905	957
M	960	960	960	1020	1020	-

Load diagrams



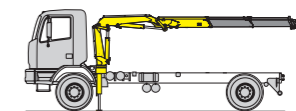
Standard features

Designed in accordance with:

EN12999:2020 + EN13849

Design class: HC1-HD5

- Multifunctional radio remote control
- Sauer Danfoss PVG32
- Load limit device
- P-LCS Proportional Lift Control System
- Flanged valves
- Oil tank
- Manually extendable stabilizers
- Internal stabilizer pipes
- Fixed stabilizer cylinders
- Swivel stabilizer foot
- Centralized greasing system
- EES Extra Extension Speed
- SDS Smooth Descent System
- LAS Liftrod Articulating System
- A Class - Crane Control System (CE)
- LED panel - Human Machine Interface (CE)



Recommended truck
M.T.T. ton 15 - G.V.W. ton 15

ONE CRANE, MANY APPLICATIONS

Thanks to the extensive range of accessories and attachments



Building



Construction



Energy



Environment



Gardening



Logistics



Maintenance



Mining



Oil&Gas



Rental

Technical specifications

		E2	E3	E4	E5	E6	E3J3
Lifting Moment	tm	17,3	16,8	16,4	16,0	15,6	-
Slewing Angle	°	425	425	425	425	425	425
Working pressure	bar	330	330	330	330	330	330
Oil tank capacity	l	130	130	130	130	130	130
Max Oil flow	l/min	60	60	60	60	60	60
Max lifting height	m	12,2	14,4	16,5	18,8	21,0	21,9
Standard crane weight	kg	1995	2125	2245	2355	2450	2615



ON- & OFF-HIGHWAY

HYVA

PORTFOLIO

- Tipping Cylinders & Wetkits
- DTS - Digital Tipping Solutions
- Hydraulic Components
- Towing Devices
- Horizontal Loading and Unloading Systems
- Electric Solutions
- Container Handling Systems
- Waste Handling Solutions
- (Ro)loader & Marine Cranes

HYVA

Member of **JOIST** World