

# JF545.2

DIESEL BI-ENERGY



Lifting capacity  
**15500 kg**



Max tip height  
**32,5 m**



Dimensions (l x w x h)  
**5830 x 1840 x 2830 mm**



Powered by  
**Bi-Energy**  
Diesel + Electric Power Pack



Weight  
**13730 + 3500 kg**



EN [m - kg]



# FEATURES



## 3 BOOM ARTICULATIONS

- Higher boom versatility
- Pass-over obstacles
- Negative angle operation

### VERSATILE STABILITY CONFIGURATIONS

- Stepless outriggers rotation 0°/45°
- Stepless telescopic outriggers extension
- Adjustable outriggers height
- Asymmetric configuration
- Self-levelling



### ENDLESS CRANE CONFIGURATIONS

- Hook** - 15500 kg capacity
- Winch**
  - Two options: 3000kg-60 m / 2000kg-60 m
  - 1 / 2 / 3 falls
- Hydraulic jib** - 3000 kg capacity
  - Hook or winch mode
  - 12,5 m length fully extended
  - Hydraulic lines for tools
- Independent hydraulic tools** - Easy connection for any tool



### INTUITIVE USER INTERFACE

- Radio control**
  - Optimized usability
  - Improved layout
- Touch display:** 7" IP66 heavy duty
  - Live stability area
  - Crane assistant onboard
  - Self-diagnostics & troubleshooting



### DIESEL BI-ENERGY POWERED

- Diesel engine:** 55,4 kW Kubota diesel engine
  - Variable Speed Engine Management: low consumption, low noise, faster crane movements
  - Eco/Normal/Power working modes
  - DPF filter with automatic management
- Electric Power Pack \***
  - On board motor: 100% electric operation
  - Emission-free and noise-free indoor operation
  - Threephase motors for every Country



### MAN BASKET

- Up to 30,3 m height
- Single or two people
- Self-levelling, rotation and height adjustment
- Aluminium, steel or fiberglass
- EN280 certified



### J-LINK POWERED BY TRACKUNIT\*

- Remote fleet monitoring and diagnostics
- Built-in or retrofit on existing units



\*Optional



## SELF REMOVABLE COUNTERWEIGHT

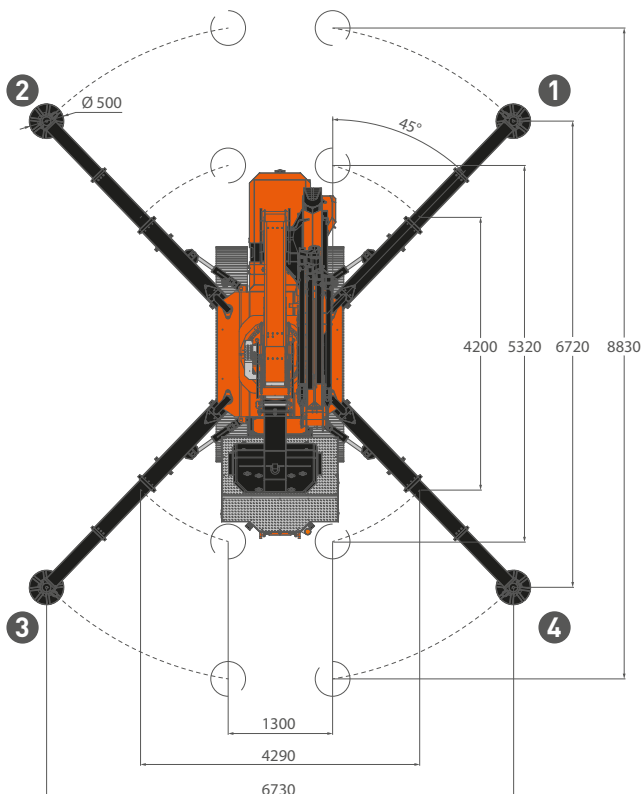
- 3,5 tons
- Easy crane transport

## EASY TRANSPORT



**DIMENSIONS** (mm)

**STABILITY AREA** (mm)

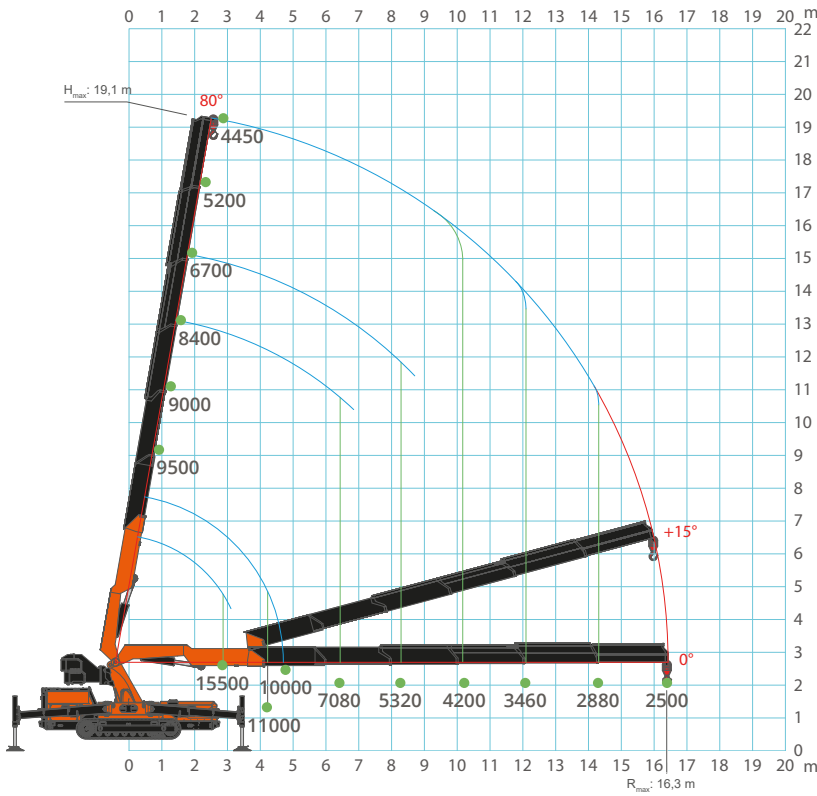


## COMPACT FOOTPRINT




# LOAD CHARTS

Main Boom



Hydraulic Jib



# TOOLS AVAILABLE

## HYDRAULIC JIB 3000 kg SWL



## MAN BASKET 1 or 2 people



## GLASS MANIPULATOR 800 kg SWL - JVM800R



## SEARCHER HOOK 11000 kg SWL



## MECHANICAL EXTENSIONS



**JF545.2**  
DIESEL BI-ENERGY



Barcelona  
938498388  
Valencia  
961344394

Madrid  
918951758  
Vitoria  
945365601

[www.transgruas.com](http://www.transgruas.com)  
[info@transgruas.com](mailto:info@transgruas.com)