

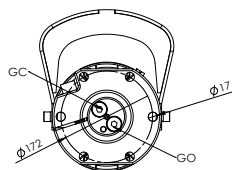
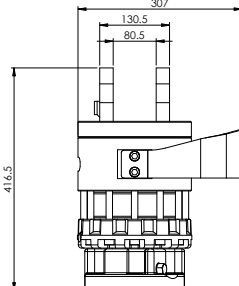
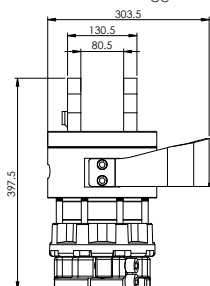
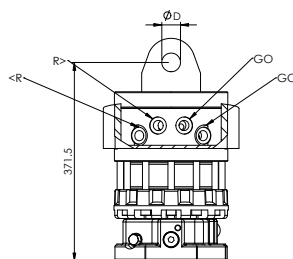
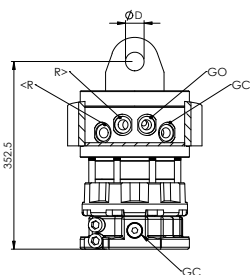
# FR EXF



## FR 85 EXF

## FR 128 EXF

04



These two models of flanged rotators, with 7 and 12 tons load capacities, **have been specifically designed for excavator use**, however they can be used on other types of machines as well.

They are in fact produced **with a steel head and welded lumps**, instead of a cast-iron head: this new solution allows for a **greater resistance to impact stress** caused by heavy-duty use.

MODELS	STATIC LOAD kg	DYNAMIC LOAD kg	WEIGHT kg	PRESSURE			ROTATION	TORQUE Nm	OIL FLOW l/min	D mm
				GC	R	GO				
FR 85 EXF	7000	3500	55	300	250	200	360° cont.	1900	25	35
FR 128 EXF	12000	6000	62	300	250	200	360° cont.	2700	30	35